

This Week in Sunday School - The Easter Story

Happy Sunday, Friends!



I'm feeling extra celebratory because Spring Break is here!

But that's not the only reason there's an extra spring in my step! (see what I did there)? It's also Palm Sunday, and that has always been a happy day at church.

Palm Sunday is a really happy joy-filled day at church. There are palm parades and lots of joyful Hosannas in the sanctuary. Palm Sunday is a day where making lots of noise at church is encouraged! It's great! But that is just the start of the Easter story. Our super sized lesson this week is going to walk you through some of the events of Holy Week: Palm Sunday, Jesus on the Cross, and Jesus is Risen. There are the very happy days (Palm Sunday, Easter) and the very sad days (Good Friday with Jesus on the Cross). But learning the whole story is so important - this is the most important lesson you will learn in Sunday School.

Don't forget to come by church after the service today and grab your Palm.

Attached are some coloring pages and crafts. Enjoy!

We have reached our final Lent challenge my friends! You did it! This week I am challenging you to make Resurrection Eggs. No, I'm not challenging you to cook again (I'm still waiting for those pretzels). Attached are instructions for how to make them and what to do each day with them. I hope you enjoy our final lent project. I'd love to know which one was your favorite.

[Please join us next week on Saturday 4/3/21 at 11am](#) for our First FPCH Easter Egg Hunt! We will be dividing up the playground and church grounds by age for kids 10 and under to be able to have some fun and hunt for eggs. Our Easter Egg Hunt will be BYOB(asket) and BYOM(ask). Hope to see you there!



Finally Friends, we are taking the next week off of Sunday School for Easter. Enjoy it. Rejoice in the day. Celebrate with your families. Know how much you are loved by God, by Jesus, and by your church family.

I hope all of you know how much you are loved and missed! We can't wait to be all together at church again soon.

Take Care,
Gabrielle Heimerling
Director, Youth and Family Services
FPC Haddonfield

Hands Palm Craft



What you need:

Paper (Green or white)

A Pencil

Scissors


Glue

A strip of cardboard


What to do



Draw around your hand onto the paper. Do this as many times as you want. The more hands the bigger the leaf.




If using white paper, colour the paper before cutting out the hands.



Glue hands together to make a palm shape. Glue a strip of cardboard on the reverse.

Craft – Empty Tomb



What you need:

Template page

Colouring pencils or crayons

Scissor

Fastener pin

What to do



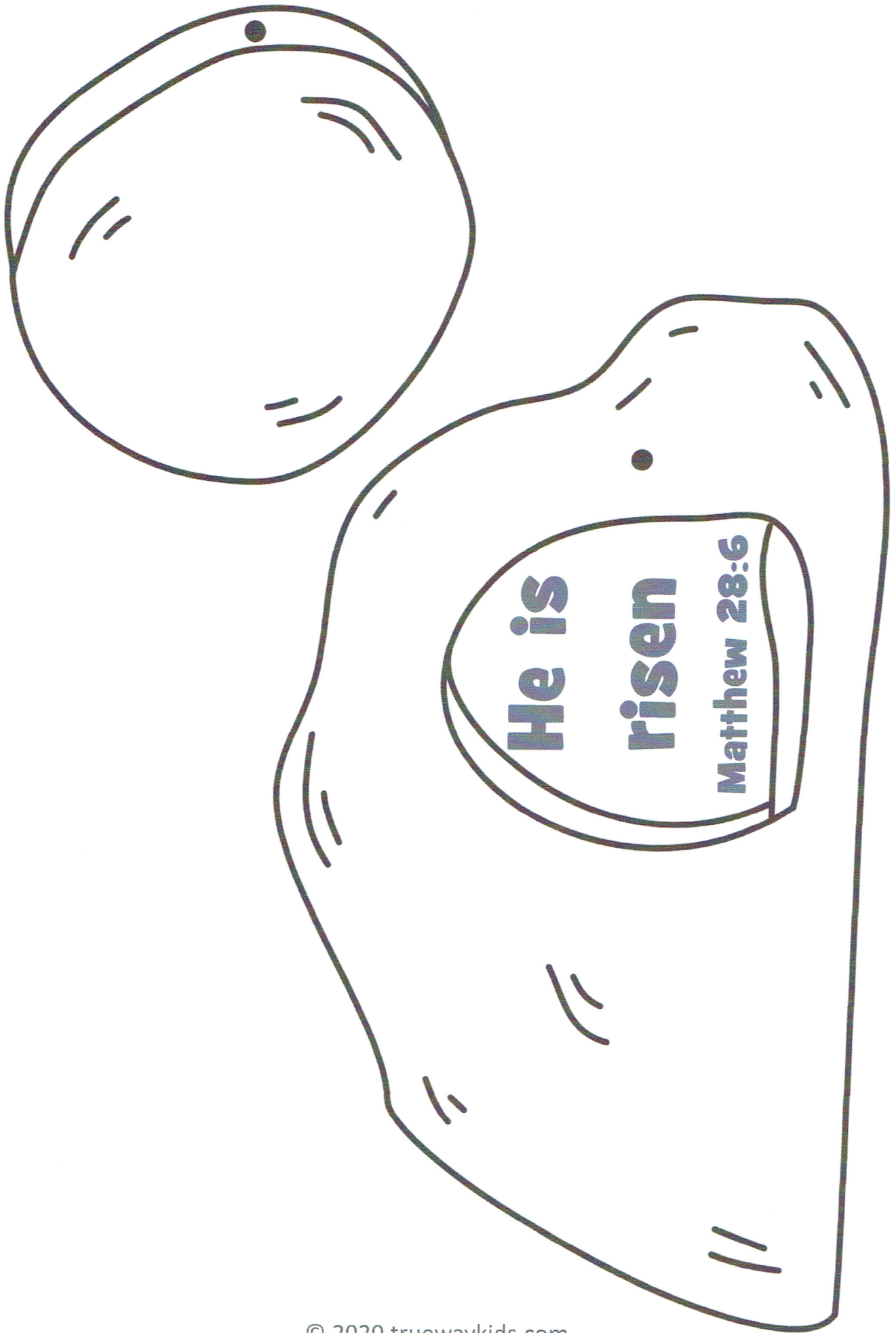
Colour in the picture. For a textured effect, rub onto a stone surface.



Carefully cut out the tomb and stone.



Pin the stone onto the tomb where marked.





All you need is a package of 12 plastic easter Eggs, an empty egg carton, and the Resurrection Eggs printable

You can choose to add small trinkets to the eggs too if you think that will help your little ones understand the story better.

If you don't want to gather the trinkets or want a less expensive version, you can just use the FREE Resurrection Eggs Printable trinkets instead.

TIPS FOR MAKING RESURRECTION EGGS

- Using a permanent marker, number each of the 12 plastic eggs 1. 2. 3., etc. until you've numbered twelve eggs in order.
- Fill each egg with the correct scripture and trinkets (trinkets are optional).
- Choose a time when your children are ready to sit and listen for about 20 minutes.



This is a great way to share the Resurrection Story with even your littlest ones.

2. SILVER COINS (DIMES)

Matthew 26:14-15: Then one of the twelve, called Judas Iscariot, went to the chief priests and said, "What are you willing to give me if I deliver Him to you?" And they counted out to him thirty pieces of silver.

Item: 3 Dimes

1. PALM BRANCH

Matthew 21:9: Then the multitudes who went before and those who followed cried out, saying: "Hosanna to the Son of David! 'Blessed is He who comes in the name of the Lord!' Hosanna in the highest!"

Item: Blade of Grass

4. PRAYING HANDS

Matthew 26:39: He went a little farther and fell on His face, and prayed, saying, "O My Father, if it is possible, let this cup pass from Me; nevertheless, not as I will, but as You will."

Item: Scroll (rolled up paper)

3. LAST SUPPER

Matthew 26:26-28: And as they were eating, Jesus took bread, blessed and broke it, and gave it to the disciples and said, "Take, eat; this is My body." Then He took the cup, and gave thanks, and gave it to them, saying, "Drink from it, all of you."

Item: Cracker

6. CROWN OF THORNS

Matthew 27:29: When they had twisted a crown of thorns, they put it on His head, and a reed in His right hand. And they bowed the knee before Him and mocked Him, saying, "Hail, King of the Jews!"

Item: Thorns

5. WHIP

Mark 15:15: So Pilate, wanting to gratify the crowd, released Barabbas to them; and he delivered Jesus, after he had scourged Him, to be crucified.

Item: Piece of Rope

8. DICE

Matthew 27:35: Then they crucified Him, and divided His garments, casting lots, that it might be fulfilled which was spoken by the prophet.

Item: Mini Dice

7. NAILS

Matthew 27:31: And when they had mocked Him, they took the robe off Him, put His own clothes on Him, and led Him away to be crucified.

Item: 2 Small Nails

10. Linen

Matthew 27:59: When Joseph had taken the body, he wrapped it in a clean linen cloth and laid it in his new tomb which he had hewn out of the rock; and he rolled a large stone against the door of the tomb, and departed.

Item: Piece of Fabric

9. SPEAR

John 19:34: But when they came to Jesus and saw that He was already dead, they did not break His legs. But one of the soldiers pierced His side with a spear, and immediately blood and water came out.

Item: Toothpick

12. EMPTY TOMB


Matthew 28:5 But the angel answered and said to the women, "Do not be afraid, for I know that you seek Jesus who was crucified. He is not here; for He is risen, as He said. Come, see the place where the Lord lay.

Item: Empty Egg (no item)


11. STONE

Matthew 27:66: Pilate said to them, "You have a guard; go your way, make it as secure as you know now." So they went and made the tomb secure, sealing the stone and setting the guard.

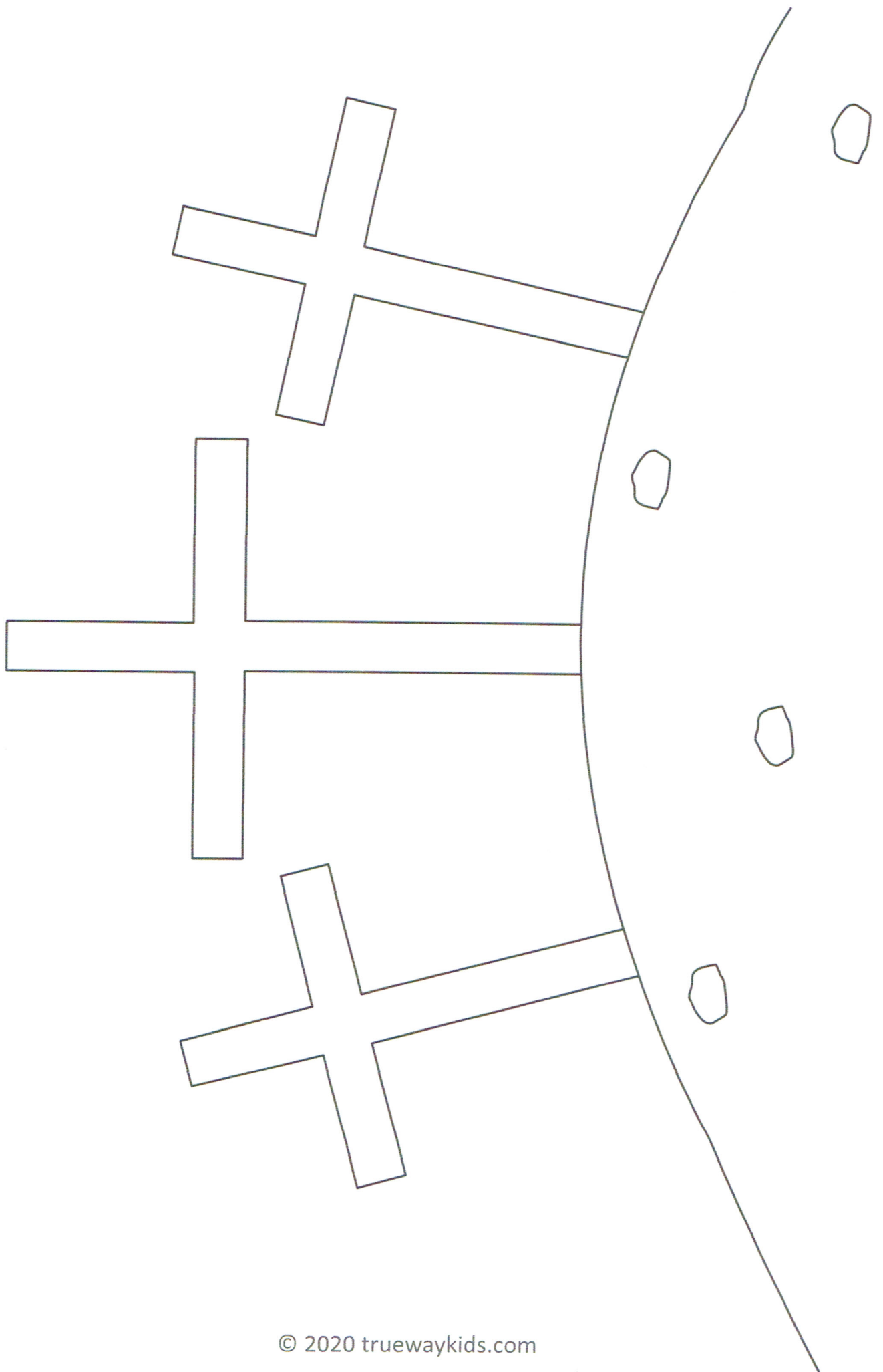
Item: Small Rock



Matthew's Holy Week



"Hosanna, hosanna!" the crowd in Jerusalem cheered. The people tossed coats and palm branches on the road to welcome Jesus. How would you welcome Jesus?



Jesus Is Risen



The women walked quietly to the tomb that held Jesus' body. When they arrived, the ground began to shake beneath their feet. An earthquake! Why do you think there was an earthquake?

